

Alkyl Passivation and SiO₂ Encapsulation of Silicon Nanoparticles: Preparation, Surface Modification and Luminescence Properties

Guo-Hui Pan,^{a*} Alexandre Barras,^a Luc Boussekey,^b Ahmed Addad,^c Rabah Boukherroub^{a*}

^a *Institut de Recherche Interdisciplinaire, USR CNRS 3078, Université Lille 1, Parc de la Haute Borne, 50 avenue de Halley, 59658 Villeneuve d'Ascq, France*

^b *Laboratoire de Spectrochimie Infrarouge et Raman, CNRSUMR 8516, Université Lille 1, 59655 Villeneuve d'Ascq, France*

^c *Unité Matériaux et Transformations, UMR CNRS 8207, Université Lille 1, 59655 Villeneuve d'Ascq, France*

Key words: *Silicon nanoparticles, silica coating, surface modification, photoluminescence, water dispersion*

*To whom correspondence should be addressed: guohui.pan@aliyun.com;
rabah.boukherroub@iri.univ-lille1.fr; Tel: +33 3 62 53 17 24; Fax: +33 3 62 53 17 01

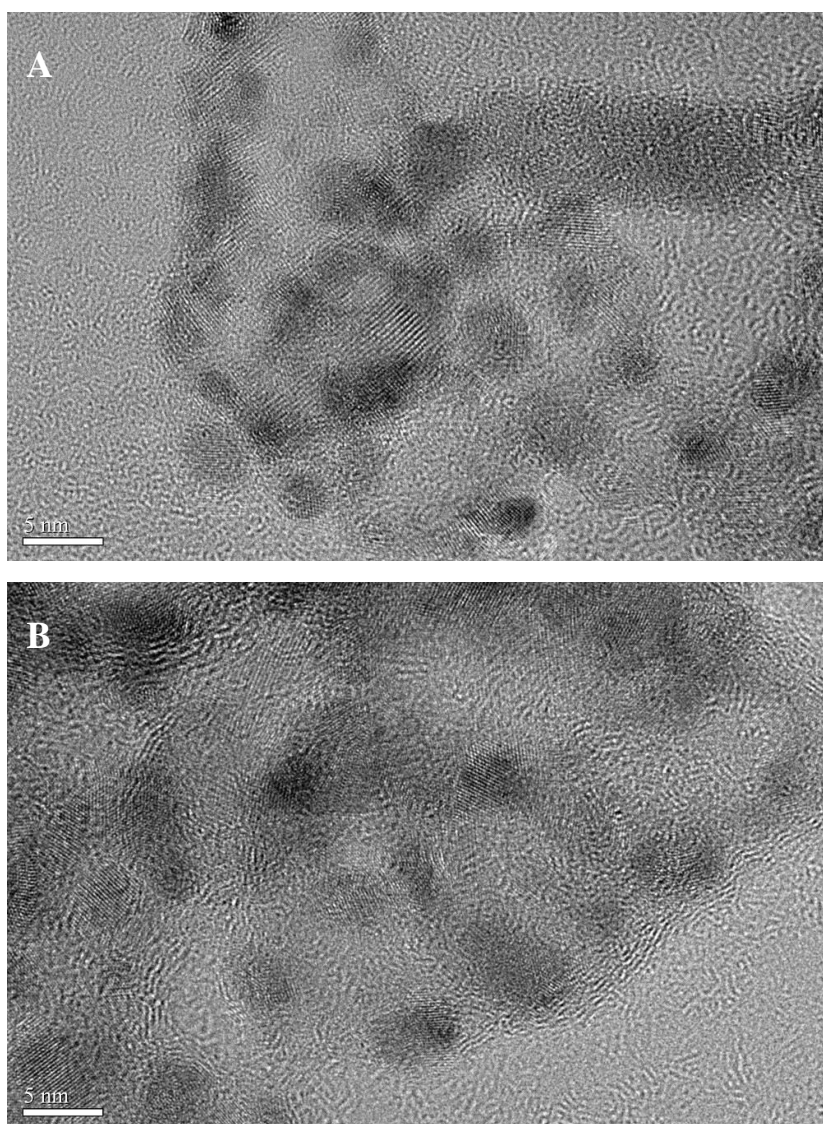


Figure S1 (A, B) High resolution TEM images of crystalline decyl-modified SiNPs.

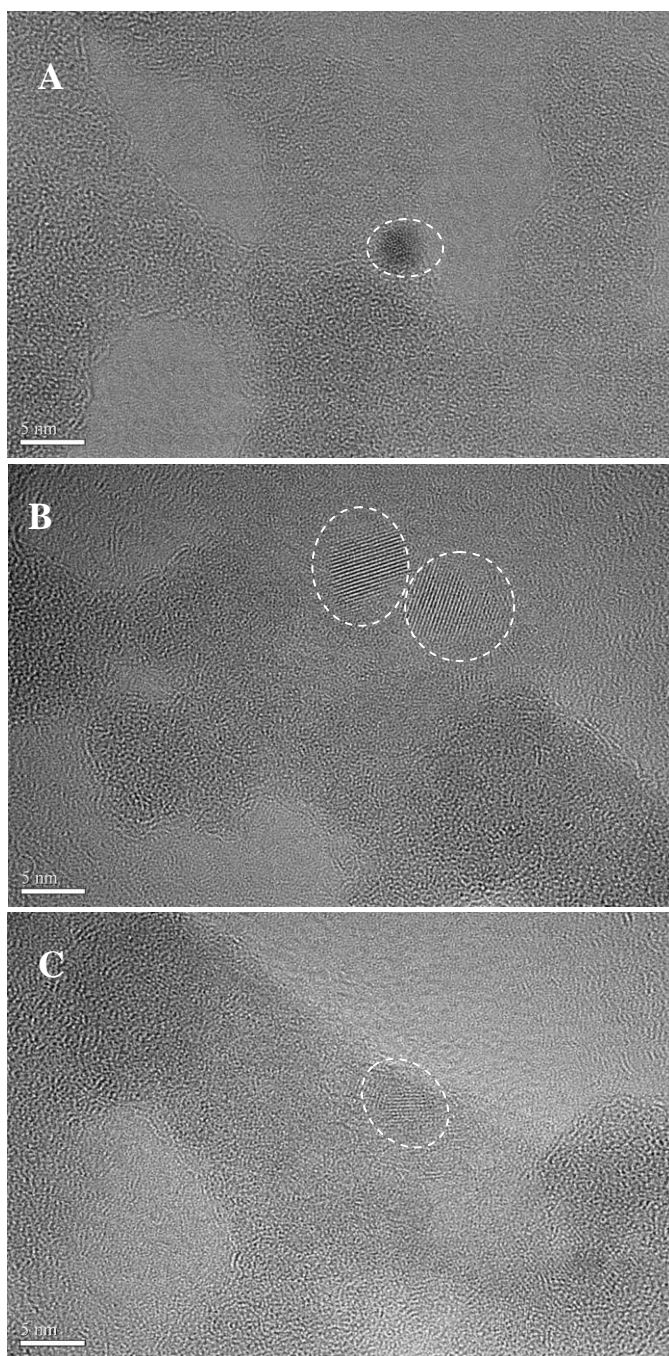


Figure S2 (A, B, C) High resolution TEM images of ~ 15 nm SiNPs@SiO₂ NPs.

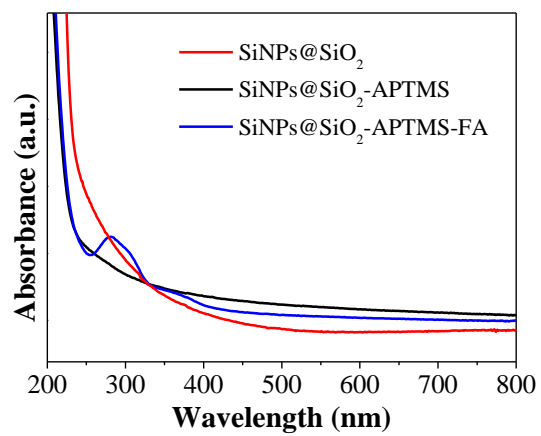


Figure S3. UV-vis absorption spectra of SiNPs@SiO₂, SiNPs@SiO₂-APTMS and SiNPs@SiO₂-APTMS-FA nanoparticles dispersed in water.