

*Electronic Supplementary Information (ESI)*

## **Synthesis, Properties and Applications of Poly(ethylene glycol)-Decorated Tetraphenylethenes**

Yilong Chen,<sup>ab</sup> Jacky W. Y. Lam,<sup>ab</sup> Sijie Chen,<sup>ab</sup> and Ben Zhong Tang<sup>\*abc</sup>

<sup>a</sup>HKUST Shenzhen Research Institute, No. 9 Yuexing 1<sup>st</sup> RD, South Area, High-tech Park, Nanshan, Shenzhen 518057, China. E-mail: tangbenz@ust.hk

<sup>b</sup>Department of Chemistry, Institute for Advanced Study, Division of Life Science, Institute of Molecular Functional Materials, Division of Biomedical Engineering and State Key Laboratory of Molecular Neuroscience, The Hong Kong University of Science & Technology, Clear Water Bay, Kowloon, Hong Kong, China

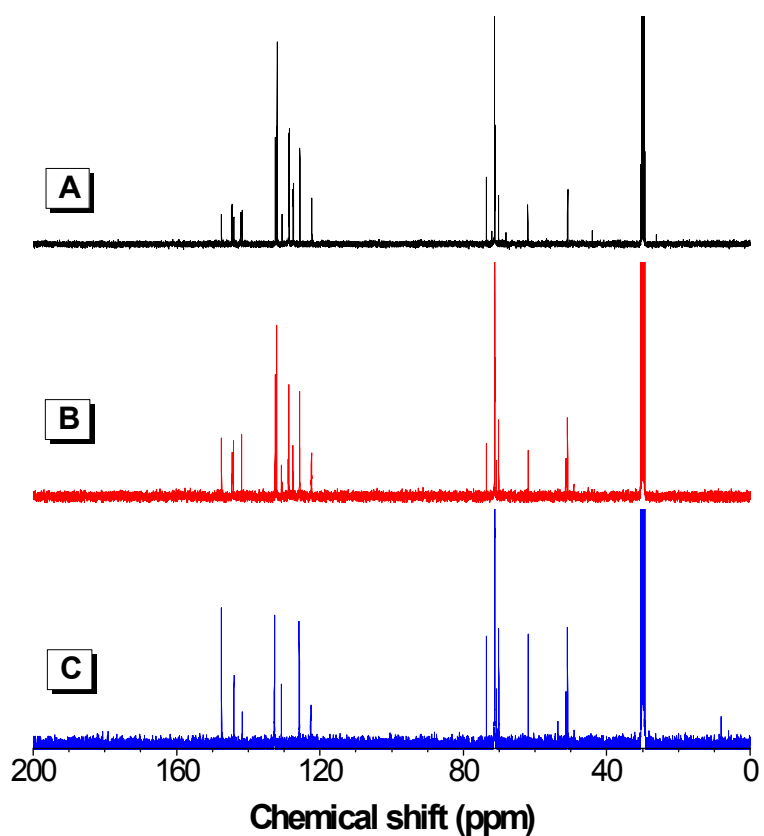
<sup>c</sup>Guangdong Innovative Research Team, SCUT-HKUST Joint Research Laboratory, State Key Laboratory of Luminescent Materials and Devices, South China University of Technology, Guangzhou 510640, China

## Table of Contents

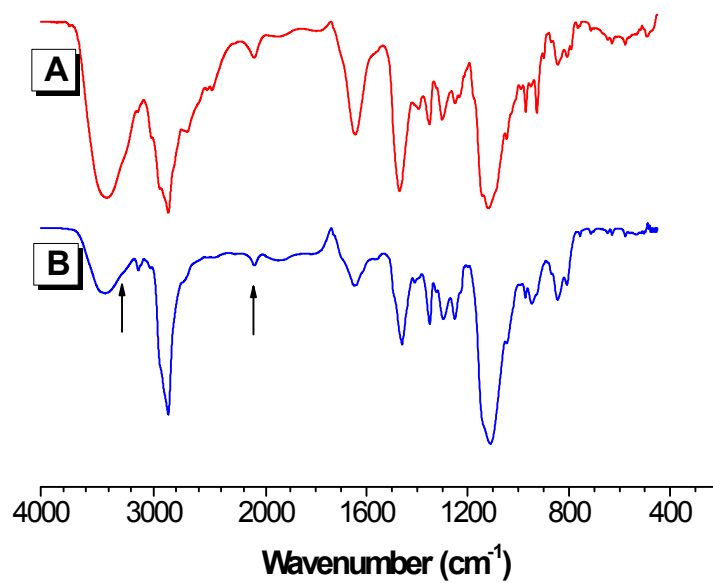
**Figure S1.**  $^{13}\text{C}$  NMR spectra (A) **1**, (B) **2** and (C) **3** in  $(\text{CD}_3)_2\text{CO}$ .

**Figure S2.** IR Spectra (A) **2** and (B) **3**.

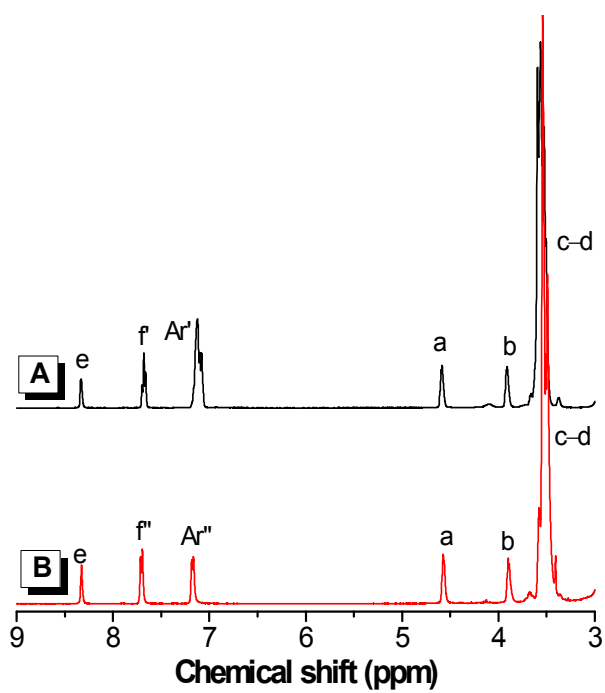
**Figure S3.**  $^1\text{H}$  NMR spectra (A) **2** and (B) **3** in  $(\text{CD}_3)_2\text{CO}$ .



**Figure S1.**  $^{13}\text{C}$  NMR spectra (A) **1**, (B) **2** and (C) **3** in  $(\text{CD}_3)_2\text{CO}$ .



**Figure S2.** IR Spectra (A) 2 and (B) 3.



**Figure S3.**  $^1\text{H}$  NMR spectra (A) 2 and (B) 3 in  $(\text{CD}_3)_2\text{CO}$ .