

Supporting information

Fast fabrication of transparent and multi-luminescent TEMPO-oxidized nanofibrillated cellulose nanopaper functionalized with lanthanide complexes

Miao Miao,^a Jingpeng Zhao,^a Xin Feng,^{*a} Yang Cao,^c Shaomei Cao,^a Yafei Zhao,
Xiaoqian Ge,^a Lining Sun,^{*a} Liyi Shi^{a,b} and Jianhui Fang^{*b}

^a Research Center of Nano Science and Technology, Shanghai University, Shanghai 200444, P. R. China. Fax: 86-21-66136038; Tel: 86-21-66137257; E-mail: fengxin@shu.edu.cn; lnsun@shu.edu.cn

^b Department of Chemistry, Shanghai University, Shanghai 200444, P. R. China. Fax: 86-21-66132830; Tel: 86-21-66132830; E-mail: jhfang@shu.edu.cn

^c School of Materials Sciences and Engineering, Shanghai University, Shanghai 200444, P. R. China.

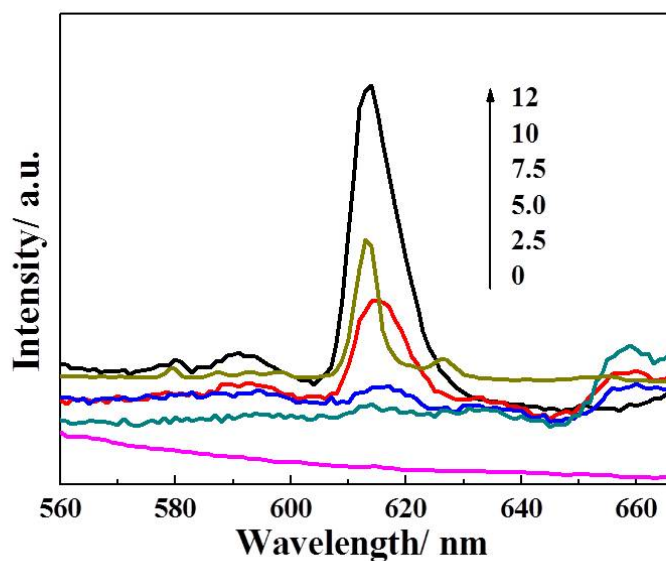


Fig. S1 Emission spectra of Eu-ONFC nanopaper with different $\text{Eu}(\text{dbm})_3(\text{H}_2\text{O})_2$ content.




Fig. S2 Typical SEM image of the luminescent Eu-ONFC nanopaper with 12 mg $\text{Eu}(\text{dbm})_3(\text{H}_2\text{O})_2$.




Fig. S3 TEM images of NFC (a) and ONFC (b).